

# MO620N

## TECHNICAL DATA:

POWER SUPPLY:	400V
MOTOR POWER:	1,1 kW
MAX. TORQUE SPINDLE:	1200 Nm
TABLE ROTATION SPEED:	6 /12 obr./min.
AIR SUPPLY:	8 -12 Bar
PUMP LIMITER:	up to 3.5 Bar with regulation
BUILT-IN INFLATOR:	Yes
EXTERNAL FASTENING:	10" - 24"
INTERNAL FASTENING:	12" - 26"
BEAD BRAKER:	3000 kg
MAX. WHEEL DIAMETER:	1200 mm (47")
MAX. WHEEL WIDTH:	350 mm (15")
NOISE LEVEL:	<70 dB
WEIGHT:	300 kg

## DESCRIPTION

Pneumatically tilting main column ♦ Pneumatically locked head position ♦ Double table speed activated by foot pedal ♦ Inflator as standard equipment ♦ Metal box with pressure gauge ♦ Huge stock of protective caps ♦ An additional AL2XL arm can be used ♦ Possibility to use an automatic head

## ACCESSORIES AS STANDARD WITH TYRE CHANGER



**mounting spoon overlay 2 pcs** ♦ solid assembly spoon 1 pc  
 ♦ brush 1 pc s metal clock with pressure gauge ♦ bucket 1 pc  
 ♦ **overlay of the assembly table jaws 8 pcs / 2 sets** ♦ dehydrator and oiler with pressure gauge 1 pc ♦ **mounting foot cap 40 pieces**  
 ♦ **2 sets / 2 pcs bead breaker pad**

**POLISH PROJECT**




**Built-in inflator**




**Additional jaws slides,  
and the inflator nozzles**




**Metal box  
with pressure gauge**



**Pneumatically tilting  
column wider at the base**




**Profiled assembly table  
from 10" to 26"**



**High-quality components**



**Strong bead breaker with a  
force of 3 tons**



**Extendable cassette with pedals**



**Double speed  
rotary table,  
controlled in the pedal**

**OPTIONAL EQUIPMENT**

**AUTOMATIC HEAD**



**HELPING ARM AL2XL**

